

Stock Details

BSE code	532404
BSE ID	7TEC
Face value (₹)	10.0
No of shares (m)	10.9
Market cap (₹ m)	303.0
30 days avg. daily vol (No)	14,210
Free float (₹m)	175.7

Stock performance (%)

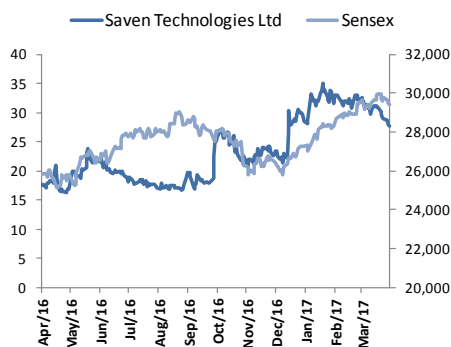
	1M	3M	12M
Absolute	-14.2%	-1.9%	67.3%
Rel. to Sensex	-13.8%	-10.8%	53.4%

Shareholding Pattern* (%)

Promoters	Public	Others
42.47%	57.53%	-

*As of December 2016

Relative Chart



Source: Bloomberg

Quarterly result review – December 2016

Saven Technologies Limited total income witnessed 12.6% growth and reached ₹28.86 million in Q3'17 compared to ₹25.64 million in Q3'16, while on QoQ basis the company's revenue inched up by 5.2%.

EBITDA for the quarter stood at ₹8.42 million compared with ₹8.60 million in the same period of the earlier year.

The company reported a net profit of ₹5.07 million in Q3'17, compared with a profit of ₹5.57 million and ₹5.45 million in the periods Q3'16 and Q2'17 respectively.

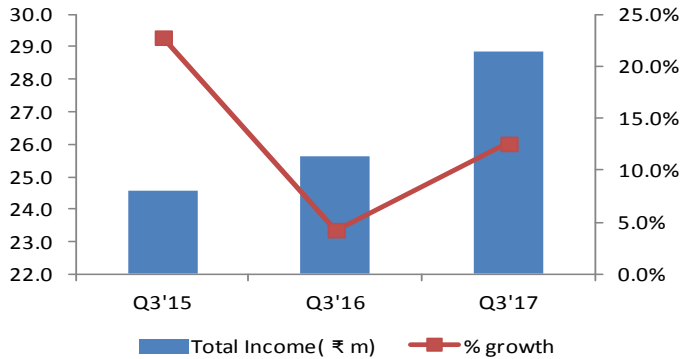
Table1: Key Financials

Quarterly financials*	Q3'17	Q3'16	% YoY	Q2'17	% QoQ
Total Income	28.86	25.64	12.6%	27.44	5.2%
EBITDA	8.42	8.60	-2%	8.96	-6%
EBITDA Margin	29.2%	33.5%	-	32.7%	-
Dep. & Amor.	0.85	0.83	2%	0.81	5%
EBIT	7.57	7.77	-3%	8.15	-7%
Interest	-	-	NA	-	NA
PBT	7.57	7.77	-3%	8.15	-7%
TAX	2.50	2.20	14%	2.70	-7%
Net Profit	5.07	5.57	-9%	5.45	-7%
Net Profit Margin	17.6%	21.7%	-	19.9%	-
EPS (₹)	0.47	0.51	-8%	0.50	-6%

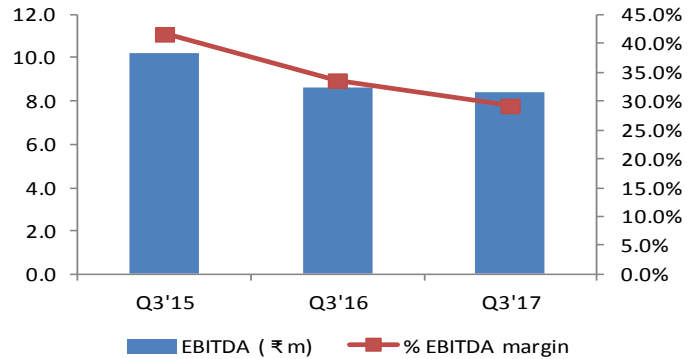
Source: Company, Karvy Investment Advisory
*All figures are in ₹ millions except per share data

Financial Snapshot

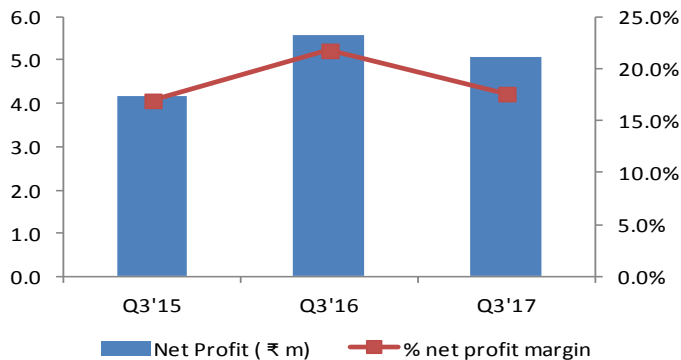
Revenue growth (%)



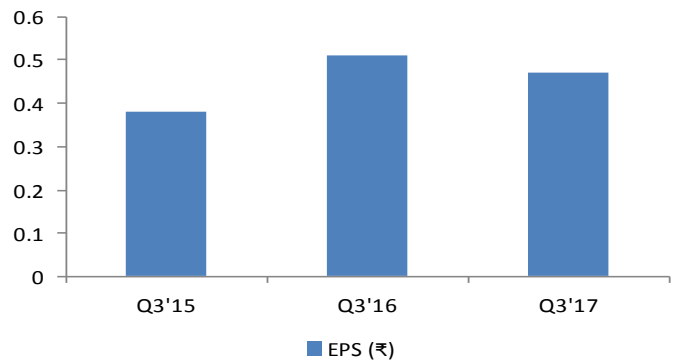
EBITDA margin (%)



Net Profit Margin (%)



Earnings Per Share



Source: Karvy Investment Advisory

DISCLAIMER

Karvy Investment Advisory Services Ltd (KIASL), an entity of the Karvy Group, has taken utmost care to ensure accuracy and objectivity while writing this report based on publicly available information or from sources considered reliable. However, neither the accuracy nor completeness of information contained in this report is guaranteed. Opinions expressed herein are our current opinions as on the date of this report. Nothing in this report can be construed as either investment or any other advice or any solicitation, whatsoever. The subscriber/user assumes the entire risk of any use made of this report or data herein. KIASL specifically states that it or any of its entities or employees do not have any financial liabilities whatsoever to the subscribers / users of this report. This report is for personal information of the authorized recipient in India only. This report or any part of it should not be reproduced or redistributed or communicated directly or indirectly in any form to any other person or published or copied for any purpose.

DISCLOSURE

Please refer to our detailed disclaimer mentioned on the last page of the initial report on this company.

PUBLISHED BY

KIASL is a part of the Karvy Group, a premier integrated financial services provider. We offer a wide array of investment advisory services including Comprehensive Financial Planning, Wealth Review and Investment Strategy services, Equity Review and Investment Strategy, Mutual Fund Review and Investment Strategy, Wealth Advice Package, and Wealth Planning for Retired Individuals.

Head Office: 46, Avenue 4, Street No.1, Banjara Hills, Hyderabad, 500034, Telangana, India. Tel: +91-40-23312454
|www.karvy.com|